



Perstorp
creates your
world for a more
sustainable future

EMEA Leveraged Finance Conference
London
September 30th 2014

Disclaimer

IMPORTANT: You must read the following before continuing. The following applies to the confidential information following this page (the “Confidential Information”), and you are therefore advised to read this carefully before reading, accessing or making any other use of the Confidential Information. In accessing the Confidential Information, you agree to be bound by the following terms and conditions, including any modifications to them any time you receive any information from us as a result of such access.

This document and any related presentations have been prepared by Perstorp Holding AB (the “Company”) solely for use at its presentation to prospective investors held in connection with its proposed offering of securities and may not be taken away, reproduced or redistributed to any other person.

The information contained in these materials (“Information”) has been provided by the Company and not been independently verified. No representation or warranty express or implied is made as to, and no reliance should be placed on, the fairness, accuracy, completeness or correctness of the information or opinions contained herein and nothing in this presentation is, or shall be relied upon as, a promise or representation by any of Goldman Sachs International, J.P. Morgan Securities LLC or J.P. Morgan Securities plc (the “Initial Purchasers”) for the offering. It is not the intention to provide, and you may not rely on these materials as providing, a complete or comprehensive analysis of the Company’s financial or trading position or prospects. The Information and opinions in these materials are provided as at the date of this presentation and are subject to change without notice. None of the Initial Purchasers, the Company nor any of its respective affiliates, advisors or representatives shall have any liability whatsoever (in negligence or otherwise) for any loss howsoever arising from any use of these materials or their contents or otherwise arising in connection with the materials, or any action taken by you or any of your officers, employees, agents or associates on the basis of the Information.

The Information contained herein does not constitute investment, legal, accounting, regulatory, taxation or other advice and the Information does not take into account your investment objectives or legal, accounting, regulatory, taxation or financial situation or particular needs. You are solely responsible for forming your own opinions and conclusions on such matters and the market and for making your own independent assessment of the Information. You are solely responsible for seeking independent professional advice in relation to the Information Investors and prospective investors in the securities of any issuer mentioned herein are required to make their own independent investigation and appraisal of the business and financial condition of such issuer and the nature of the securities.

This document contains, and any related presentation may contain financial information regarding the businesses and assets of the Company and its consolidated subsidiaries (the “Group”). Such financial information may not have been audited, reviewed or verified by any independent accounting firm.

The inclusion of such financial information in this document or any related presentation should not be regarded as a representation or warranty by the Company, any of the Initial Purchasers, any of their respective affiliates, advisors or representatives or any other person as to the accuracy or completeness of such information’s portrayal of the financial condition or results of operations by the Group and should not be relied upon when making an investment decision.

Certain statements in this presentation are forward-looking. By their nature, forward-looking statements involve a number of risks, uncertainties and assumptions which could cause actual results or events to differ materially from those expressed or implied by the forward-looking statements. These include, among other factors, the satisfaction of the conditions of the offering, changing economic, business or other market conditions, changing political conditions and the prospects for growth anticipated by the Group management. These and other factors could adversely affect the outcome and financial effects of the plans and events described herein. Forward-looking statements contained in this presentation regarding past trends or activities should not be taken as a representation that such trends or activities will continue in the future. Neither the Company nor the Issuer does undertake any obligation to update or revise any forward-looking statements, whether as a result of new information, future events or otherwise. You should not place undue reliance on forward-looking statements, which speak only as of the date of this presentation.

This document and any related presentation does not constitute an offer or invitation to subscribe for or purchase any securities and nothing contained herein shall form the basis of any contract or commitment whatsoever. Any decision to purchase securities in the context of a proposed offering, if any, should be made on the basis of information contained in the offering memorandum published in relation to such an offering.

Disclaimer

Any securities offered by the Company or any of its subsidiaries will not be registered under the U.S. Securities Act of 1933, as amended (the "Securities Act") and may not be offered or sold in the United States absent registration under the Securities Act or an applicable exemption to registration, or in any other jurisdiction absent compliance with the securities laws of such jurisdiction. Neither this document nor any related presentation nor any copy thereof may be taken or transmitted or distributed, directly or indirectly, into the United States, other than to qualified institutional buyers under Rule 144A under the Securities Act. Neither the Company nor the Issuer intends to register a portion of the proposed offering in the United States.

In relation to each Member State of the European Economic Area that has implemented the Prospectus Directive, this document and any related presentation may only be distributed to and accessed by (a) legal entities which are authorized or regulated to operate in the financial markets or, if not so authorized or regulated, whose corporate purpose is solely to invest in securities, (b) any legal entity which has two or more of (1) an average of at least 250 employees during the last financial year; (2) a total balance sheet of more than €43,000,000 and (3) an annual net turnover of more than €50,000,000 as shown in its last annual or consolidated accounts, (c) fewer than 100 natural or legal persons (other than qualified investors as defined in the Prospectus Directive) or (d) in any other circumstances falling within Article 3(2) of the Prospectus Directive, provided that no such offer of securities of the Issuer shall result in a requirement for the publication by the Company, the Issuer or any other person of a prospectus pursuant to Article 3 of the Prospectus Directive.

Where this communication constitutes a financial promotion/marketing communication, it is issued and distributed in the UK only to, and directed at, (a) persons who have professional experience in matters relating to investments falling within Article 19(1) of the Financial Services and Markets Act 2000 (Financial Promotion) Order 2005 (the "Order") or (b) high net worth entities, and other persons to whom it may otherwise lawfully be communicated, falling within Article 49(1) of the Order (all such persons together being referred to as "relevant persons"). This communication must not be acted on or relied on by persons who are not relevant persons. Any investment or investment activity to which this communication relates is only available to relevant persons and will be engaged in only with relevant persons. The UK compensation scheme and rules for the protection of retail clients do not apply to the services provided or products sold by non-UK regulated affiliates.

The distribution of this document and any related presentation in other jurisdictions may be restricted by law and persons into whose possession this document or any related presentation comes should inform themselves about, and observe, any such restriction. Any failure to comply with these restrictions may constitute a violation of the laws of any such other jurisdiction. This document may not be acted on or relied on by persons who are not eligible to invest in securities offered by the Issuer. Any investment or investment activity to which this communication relates is available only to persons eligible to invest in securities offered by the Issuer and will be engaged in only with such persons.

The Initial Purchasers may provide investment banking services for the companies mentioned in this document and may from time to time participate or invest in commercial banking transactions (including, without limitation, loans) with the companies mentioned in this document. Accordingly, information may be available to the Initial Purchasers which is not reflected in this document. The Initial Purchasers may make a market in the securities described in this document. Accordingly, the Initial Purchasers may actively trade these securities for their own accounts and those of their customers and, at any time, may have a long or short position in these securities or derivatives related hereto. The Initial Purchasers are not tax advisors. The tax implications of an investment in the securities must be verified by independent tax counsel before proceeding with any such investment.

By attending or viewing this presentation, you are agreeing to be bound by the foregoing limitations. Any failure to comply with these restrictions may constitute a violation of applicable securities laws.

Presenting today



Jan Secher

President and CEO

- ➔ Joined Perstorp in 2013
- ➔ Previously CEO and President of Ferrostaal AG, Clariant and SICPA, operating partner at Apollo management and 20 years with ABB in international executive positions.
- ➔ M. Sc. Industrial Engineering, University of Linköping, Sweden

Agenda

1. Perstorp in short
2. First 12 months achievements
3. Financial performance
4. Way forward
5. Q&A



Perstorp in brief

Business snapshot

- ➔ **Vertically integrated, global specialty chemicals producer with leading market positions**
 - ➔ ~80% of net sales from products with **#1-3 positions**
- ➔ Focus on **aldehyde and hydroformylation chemistry**
- ➔ Vertical integration and flexibility along **five production platforms**
- ➔ Focus on **high-growth niches** within market segments
- ➔ **9 production sites in 8 countries** across Europe, Asia and North America
- ➔ LTM June 2014 Net sales of Euro 1,221m and **EBITDA of Euro 137m (11,2%)**

Global presence

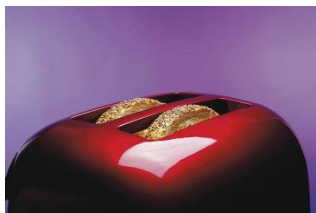


Our products enable key properties in a broad range of products

...smooth finish on leather (Bis-MPA)



...durable appliance surfaces (BEPD)



...toe & heel counter reinforcement in shoes (Capa™)



...shatterproof windshields (2-EHA)



...natural freshness in breads & cheeses (Profina™)



...paint made from renewable raw materials and energy (Voxtar™)




...scratch-resistant coatings for plastics in handheld electronics (Di-Penta)



...performance skateboard wheels (Alkoxylate 3990)



...intumescent coatings to provide safety in public buildings (Charmor™)



...additives that protect grain and grass feed during storage (ProMyr™ and ProSid™)



...lubricants for air conditioners that do not damage the ozone layer (Penta and 2EHA)



...environmentally friendly and safe drilling muds (potassium formate)

Megatrends touched by Perstorp

Change in demographics

**Perstorp's
response**

Perstorp offers products and solutions to promote safe feed, healthy animals and healthy food without the usage of antibiotics

Environmental issues

**Perstorp's
response**

Perstorp provides key ingredients for materials which are e.g. more durable, recyclable and biodegradable for a more sustainable world

**Fast introduction of new
technology**

**Perstorp's
response**

Perstorp provides products and solutions for coatings and shock absorption to be used for mobile phones and tablets

Perstorp makes a difference

The world population is growing and major economies with growing welfare are consuming more meat per capita, increasing the pressure on food/feed resources.

- ➔ Perstorp has a feed additives portfolio, offering several ways to reduce feed needs through better utilization of nutrients by
 - ➔ prolonging the storage time and
 - ➔ maintaining nutritional value
- ➔ According to FAO, at least 25 % of the world's food crops are contaminated with mycotoxins
 - ➔ Perstorp's ProSid™ products help to reduce the threat of mycotoxins.



Perstorp makes a difference

Only a small share of the global production of plastics is being recycled and the majority of plastic waste either contributes to CO2 enrichment or to pollution and poisoning of oceans and the landscape.

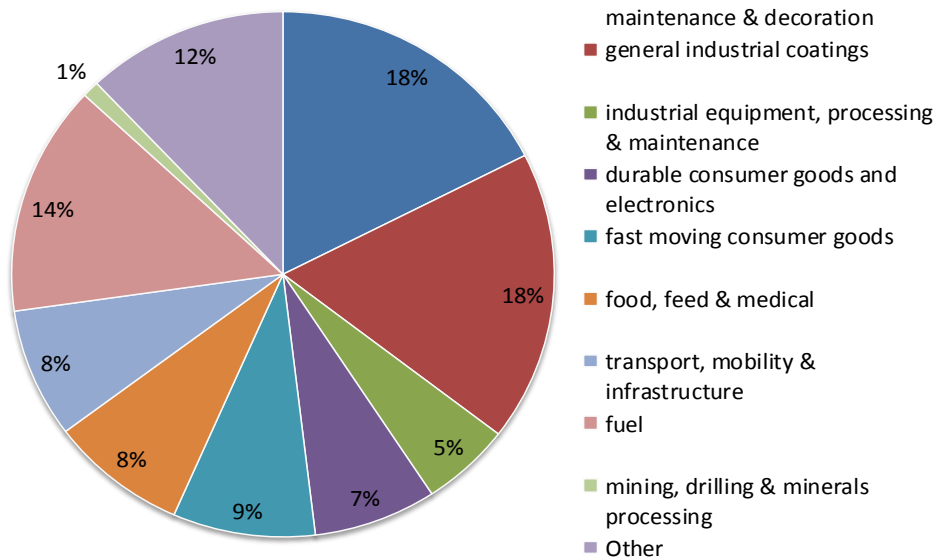
- ➔ Biodegradable plastics contribute to avoid the problem of waste disposal and Perstorp's Capa™ for Bioplastic is a part of a solution for more sustainable waste management
 - ➔ Used eg for biodegradable packaging for compostable waste handling
 - ➔ Provides a cleaner and more attractive alternative for end consumers to separate organic waste
 - ➔ Increases the amount of organic waste available for eg biogas production
 - ➔ Decreases the amount of waste going to combustion and land filling



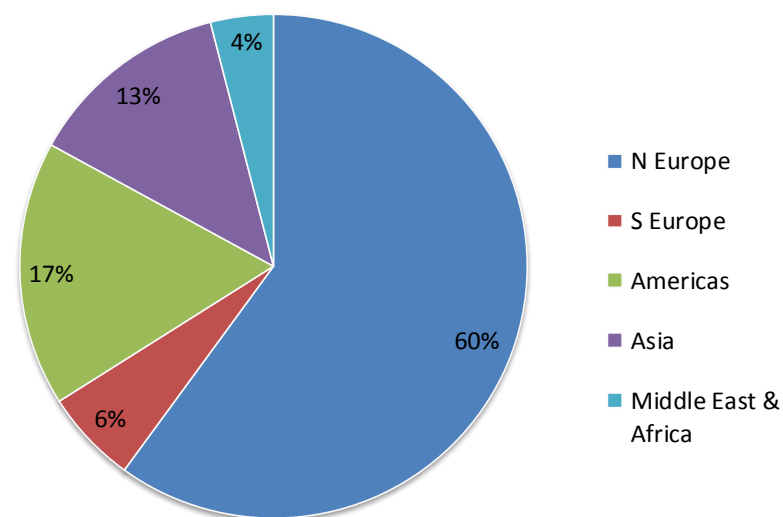
Diversified portfolio offering across geographies

Net Sales

by End-market

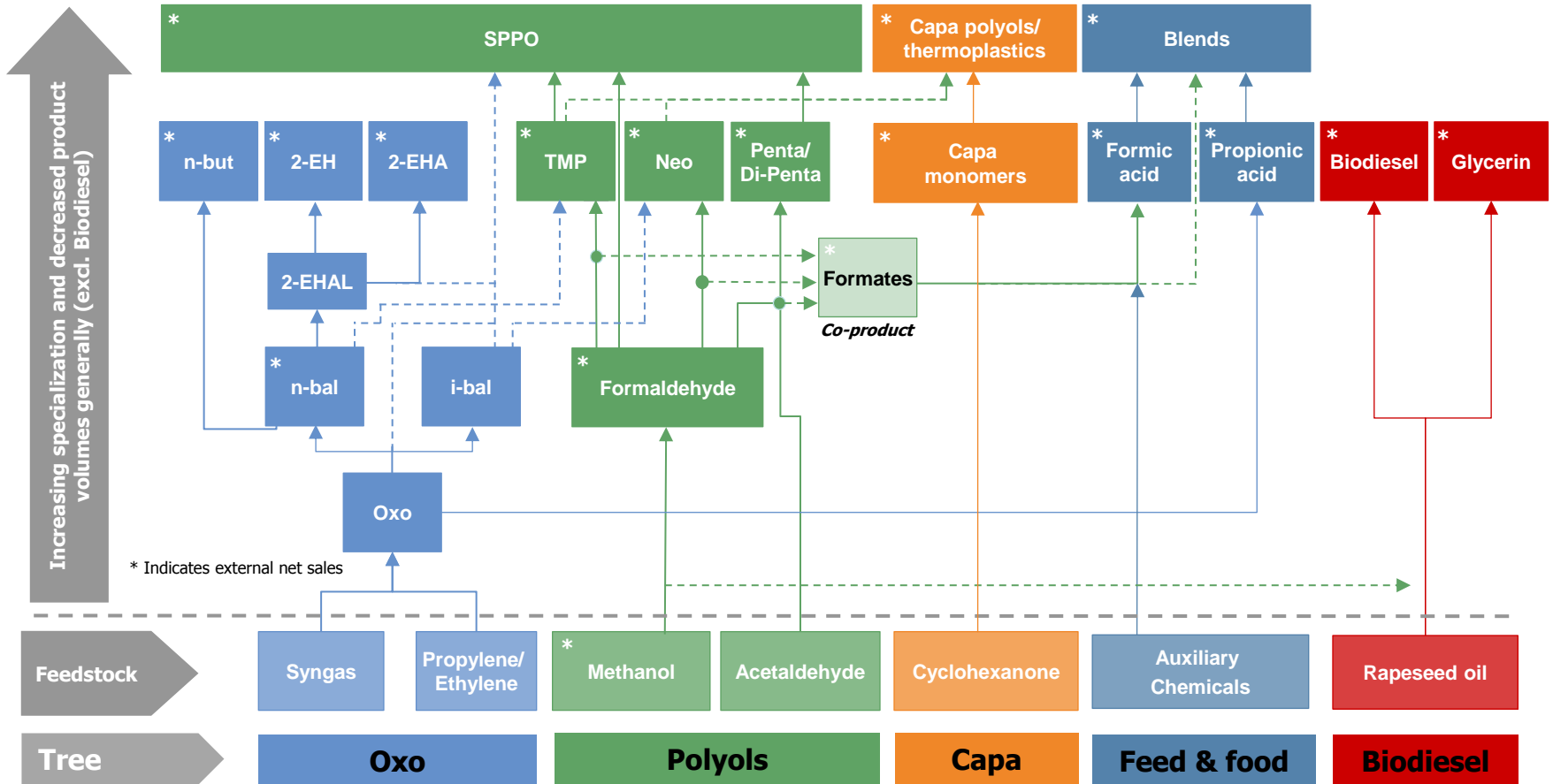


by Geography



Diversification limits dependency on individual products or markets

Efficient, flexible platforms based on integrated production trees



- ➔ Ability to enter into niche and highly profitable downstream and derivative markets
- ➔ Beneficial raw material sourcing position – including pipeline to Borealis' cracker
- ➔ Strong innovation and scale benefits of integration
- ➔ Optimize profitability in different market environments
- ➔ High barriers to entry

The Perstorp value chain

Raw materials

75% based on oil or natural gas.

Perstorp's integrated production set-up

Leading edge operator and optimizer of specific chemical manufacturing platforms

End applications

Strategic supplier of selected niche products to various end-industries



Focus on five core market segments

Perstorp has clear strategies for the core market segments that overlap with the core manufacturing platforms and expertise



Coatings & Resins

Perstorp's offer covers everything from critical building blocks to high value specialties for the global coatings and resins market. Perstorp's products enables coatings systems with low environmental impact and high performance to meet customer, end-user and regulatory demands.



Plastic materials

Perstorp's products for plastics and composites enhance the performance of many everyday items such as furniture, automotives and shoes providing better comfort, esthetics and durability. Perstorp's plastic additives and plasticizers enhance and customize the properties of plastic end products.



Feed & Food

Improving nutrient content, inhibiting mould growth, antibacterial treatment and aiding digestion are just a few of the benefits of the feed additives, ensiling agents and preservatives from Perstorp. Together they boost the productivity and quality of meat, milk and egg production.



Fuels

Perstorp is the largest producer of biofuel based on rapeseed oil (RME) in Scandinavia, with Verdis Polaris™ B100, used for blending with up to 7% with fossil diesel and for use as a 100% renewable fuel, as its flagship product.



Synthetic lubricants

A market with an above average growth, driven – among other things – by environmental legislations. Perstorp has a strategically important position in this segment as a supplier of key intermediates used in synthetic lubricant manufacturing.

Market leadership in consolidated markets

Business Unit	Market Share of Top 3 Players		Perstorp Market Position
Oxo	2-EHA	>65%	#1
	Oxo	>70%	#3 (Europe)
Penta	Di-Penta	>75%	#1
	Penta	>50%	#1
TMP & Neo Polyols	TMP	>70%	#1
	Neo	>50%	#3
Caprolactones	Capa	>90%	#1
Feed & Food	Propionic Acid	~75%	#2 (Europe) #4
BioFuel	RME	>90%	#1 (Scandinavia)

- ➔ #1 in more than 60% of our businesses
- ➔ ~80% of net sales coming from products where Perstorp holds a #1-3 position
- ➔ Most markets characterized by "rational" competitors
- ➔ Historically stable markets

Sustainability through innovative product solutions...

Voxtar™

Pure advantage

Only Penta with 100% renewable raw materials; cuts carbon footprint by 75%

Holtac™

Lead-free for PVC

Enabling lead-free PVC without compromising performance and quality

Charmor™ PP100

Protecting people & property

Improves fire resistance with thick char barrier and non-toxic fumes for thermoplastics

Verdis Polaris™

Biodiesel for the Nordic climate

Sustainable fuel that provides conversion to green transport and halves dioxide emissions



...and through responsible manufacturing

Carbon footprint

Best in class

From cradle to factory gate, a typical Perstorp produced chemical holds 1 kg carbon dioxide per 1 kg product. This is extremely low and considered to be best in class!

Energy consumption

Constant decrease

Perstorp is constantly working to minimize energy consumption, in 2012 the decrease was 5% per ton of produced product

Employee survey

Actively seeking feedback

In the last employee survey conducted in 2012 the response frequency was higher than every, 94% of all employees took the chance to influence their work situation



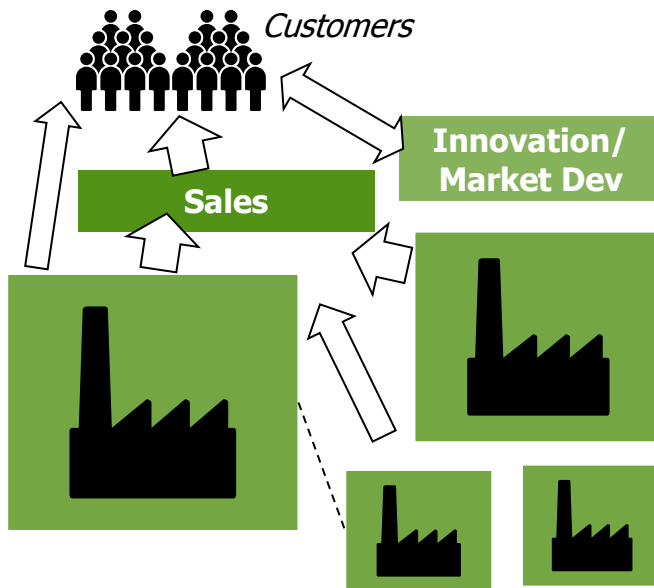
Agenda

1. Perstorp in short
2. First 12 months achievements
3. Financial Performance
4. Way forward
5. Q&A



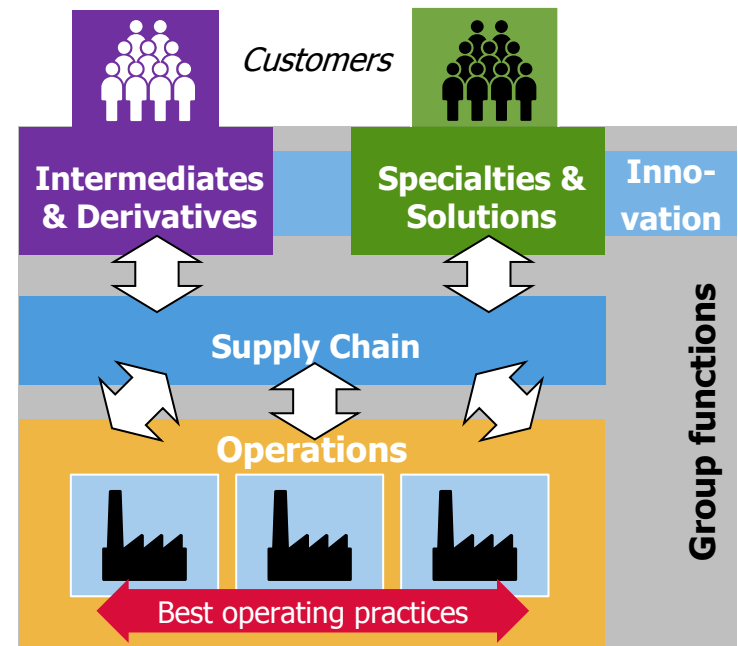
Fundamental changes in the way we do business & run our company

Past organization



- ➔ Stand-alone sites
- ➔ Limited collaboration
- ➔ Mixed results (financials, efficiency & safety)

New Organization



- ➔ Business Areas focused on market needs
- ➔ Strong supply chain
- ➔ World-class production & safety
- ➔ Efficient functions

Group structure & customer overview

Intermediates & Derivatives

80%

Specialty & Solutions

20%

Business Units

Oxo



Used In

- ➔ Plasticizers for safety glass
- ➔ Products for decorative coatings

Penta



Used In

- ➔ Decorative and industrial coatings
- ➔ Radiation-cured resins

TMP & Neo Polyols



Used In

- ➔ Powder coatings
- ➔ Radiation-cured and other industrial coatings

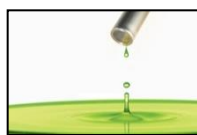
Formates



Used In

- ➔ Oil drilling
- ➔ Leather tanning
- ➔ De-Icing

BioFuels



Used In

- ➔ Biodiesel (blended and pure)

Caprolactones



Used In

- ➔ Footwear, automotive & plastics
- ➔ OEM coatings & additives

Feed & Food



Used In

- ➔ Grain & silage preservation
- ➔ Additives for animal feed & drinking water

Specialty Polyols



Used In

- ➔ Industrial coatings
- ➔ Printing inks
- ➔ Fire protection
- ➔ Polymer additive

Customers

EASTMAN



ARKEMA
INNOVATIVE CHEMISTRY



Lubrizol



Perstorp Executive Leadership Team – wealth of international experience



CEO
Jan Secher



**EVP Finance,
Legal & IT**
**Magnus Heimborg as of Dec 1st
2014**



**EVP BA Intermediates
& Derivatives**
Gorm Jensen



**EVP Regions &
Group Management**
Mikael Gedin



**EVP BA Specialties
& Solutions**
Marie Grönberg



**EVP Innovation &
Strategy**
Eric Appelman



EVP Supply Chain
Wolfgang Laures



**EVP Transformation
Projects**
Anders Lundin



EVP Operations
Jan Secher (acting)

With 4 nationalities, experience from >10 countries, and more than 150 years of leadership experience (of which >100 in Chemicals), the new ELT is a very international and experienced management team

Results so far...

- New structure, operating model, tools, and leaders in place
 - Redundancy program implemented (110 FTE)
 - Selected hires in Key functions such as marketing, procurement, BU management etc.
 - Moved Head office to Malmö
 - Implemented our Performance excellence model
- We have re-focused
 - Increased Capa and NEO volumes, better utilizing our assets
 - Moved the go-live of Valerox forward (earlier) by a quarter
 - Intense premarketing of new plasticizer to kick-start Valerox earnings
- We have purchased the Penta and CaFo business of Chemko (<1 year payback)
- Re-directed our R&D focus to align with Megatrends without neglecting our current product portfolio. Several exciting products in the pipeline
- Four consecutive quarters with improving LTM EBITDA

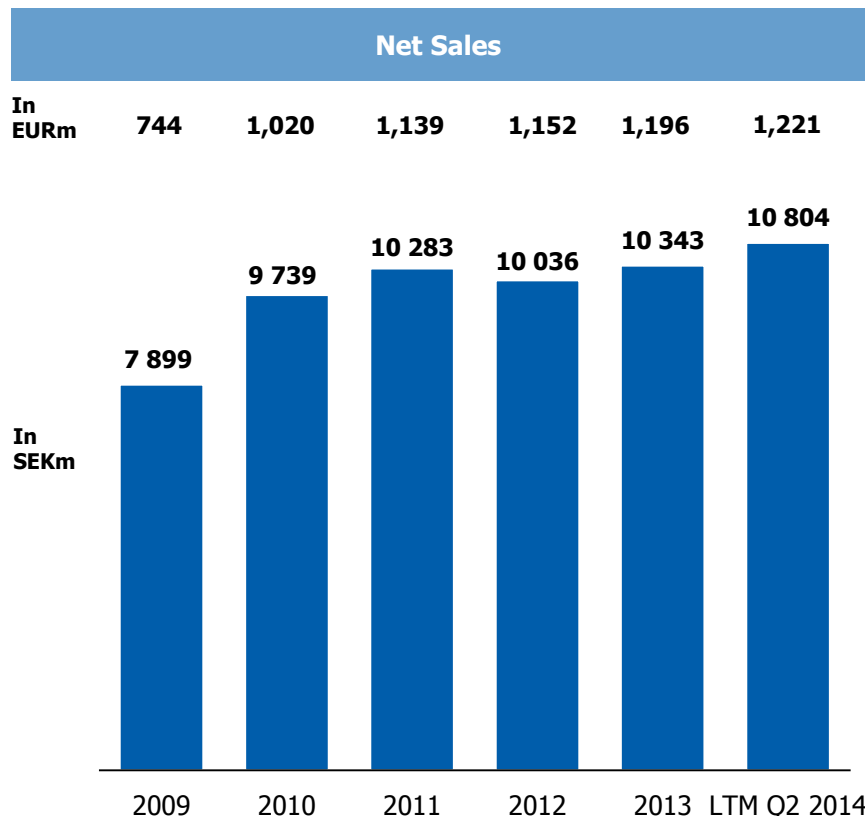


Agenda

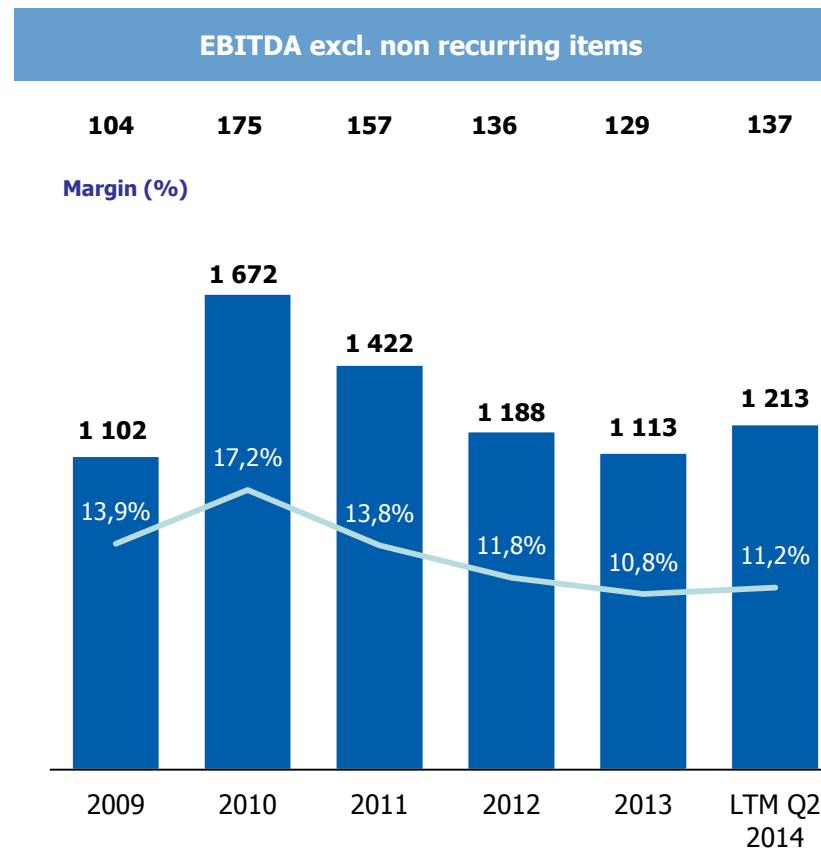
1. Perstorp in short
2. First 12 months achievements
3. Financial Performance
4. Way forward
5. Q&A



Results still below historical levels ...



- ➔ Robust volume recovery following impact of economic slowdown in 2009
- ➔ Price increases reflecting rising raw material price environment *historically only* partly pushed forward to customers

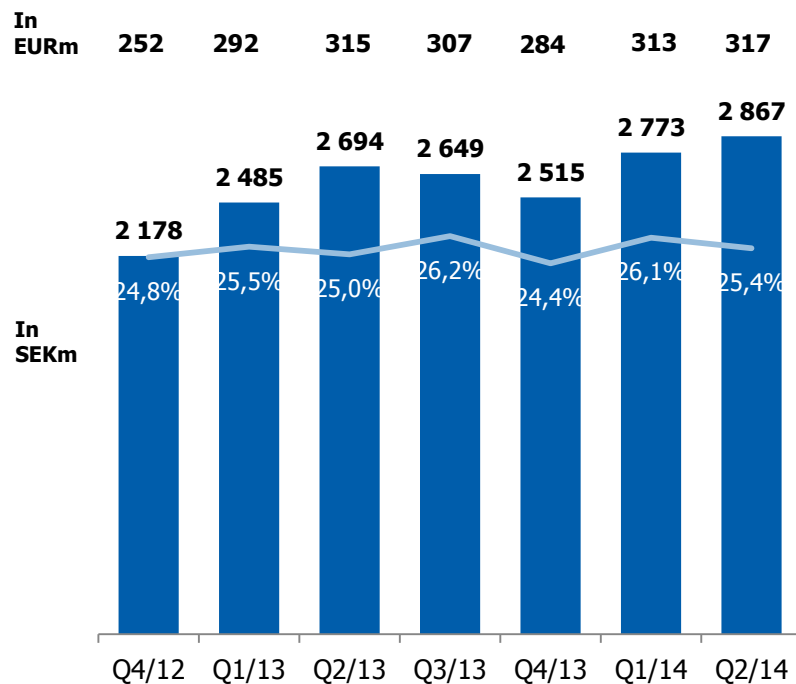


- ➔ 2010 exceptionally strong primarily due to favourable contribution ratio in combination with a sharp volume recovery from 2009
- ➔ Margins have eroded following a competitive market environment and negative FX effects
- ➔ Results have started to improve following improved market conditions, weakening SEK and increased focus on margin management

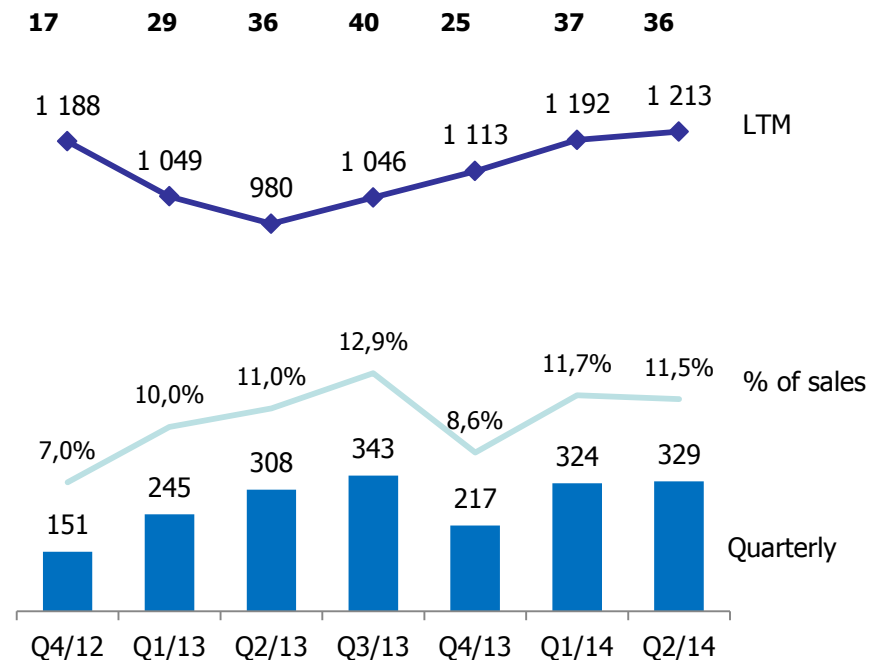
Note: Conversion from SEK to Euro have been made at actual average rates for the period.

... but recent performance shows improvement

Net Sales and contribution margin



EBITDA excl. non recurring items



- ➔ Sales and EBITDA have improved quarter by quarter since Q4 2012 primarily driven by stronger volumes; visible in most product lines
- ➔ The increased volumes mirrors an improved demand and our strategy to defend or in selective cases expand/recover our market share

Note: Conversion from SEK to Euro have been made at actual average rates for the period.

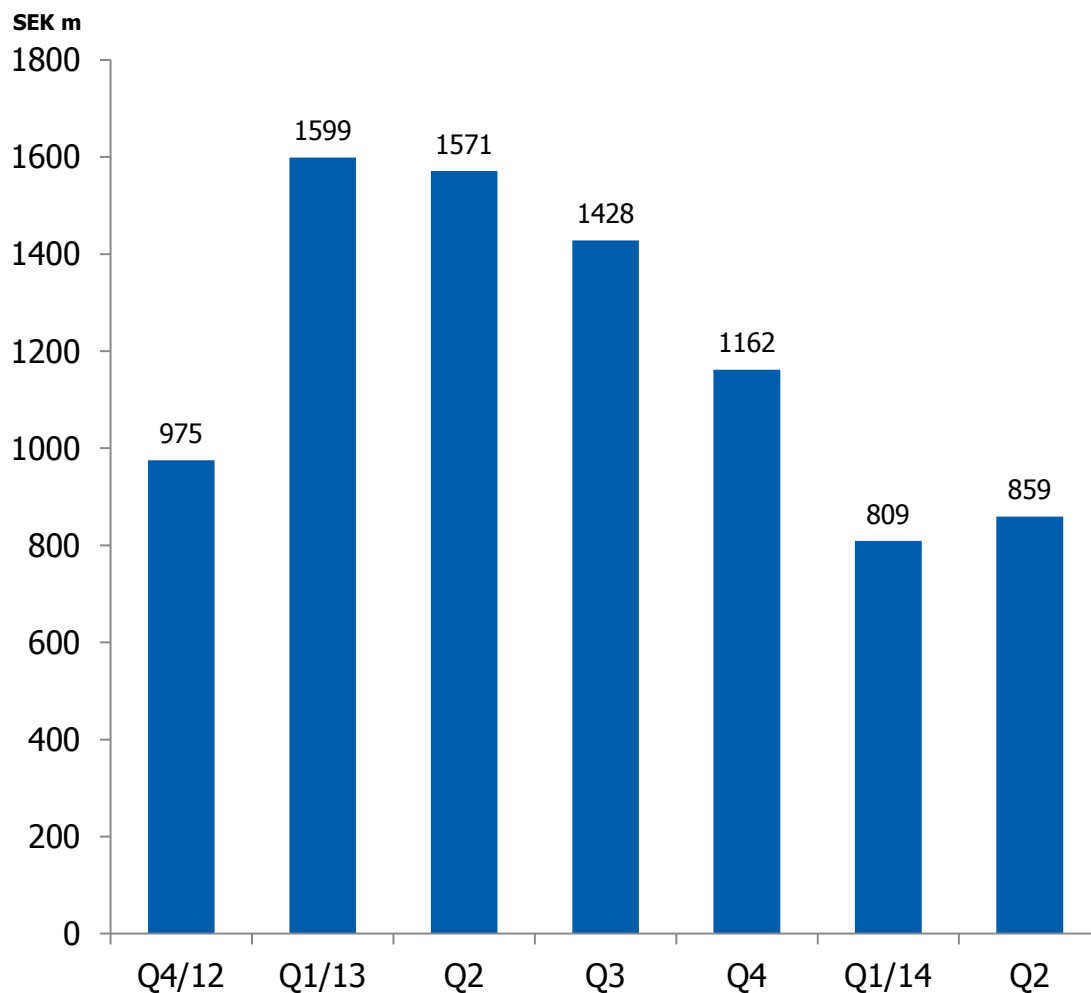
Cash flow generation

	Free Cash Flow ⁽¹⁾					
	2009	2010	2011	2012	2013	LTMQ2 2014
EBITDA excl. non recurring	1,102	1,672	1,422	1,188	1,113	1,213
Change in working capital	144	8	(76)	(82)	(151)	247
Maintenance capex	(184)	(231)	(150)	(276)	(241)	(262)
Free Cash Flow (before strategic capex)	1,062	1,449	1,196	830	721	1,198
<i>% of Adjusted EBITDA</i>	96%	87%	84%	70%	65%	99%
Strategic capex	(187)	(270)	(214)	(214)	(449)	(571)
Free Cash Flow	875	1,179	982	616	272	627
<i>% of Adjusted EBITDA</i>	79%	71%	69%	55%	24%	52%

Comments
➔ EBITDA excl. non recurring items increasing after a couple of years of lower earnings
➔ Moderate maintenance capex requirements
➔ Expansive strategic capex in 2013 and 2014 to enable step change in earnings
➔ Active working capital management including an off-balance sheet trade receivables financing program (Q2/2014)
➔ Cash flow conversion before strategic capex historically between 65% and 99%

Note: 2009-2011 based on simplified Free cash flow calculation for illustrative purposes (Fx effects are included in the change in working capital; which is a difference from the official quarterly reports where it is excluded)

Available funds



Comments

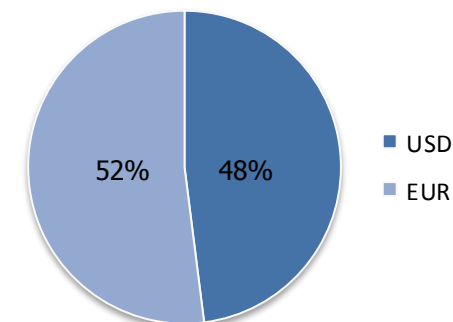
- ➔ Non-core assets were divested in Q1/2013 to enable the expansion in new strategic assets
- ➔ 2013 and 2014 cash negative following a period with substantial strategic investments
- ➔ Off-balance sheet trade receivables financing program implemented in Q2/2014
- ➔ An extension of the trade receivable financing program have been approved, EUR 55 m – to be implemented in Q4/2014

Overview of Capital structure Q2 2014

Current capital structure detail

	USDm equiv.	SEKm	x EBITDA excl non-rec.
Cash	-115	-775	
Senior secured notes (€)	368	2,483	
Senior secured notes (\$)	380	2,561	
Net senior secured debt	634	4,270	3.5 x
Second lien notes (\$)	370	2,494	
Net second lien debt	1,004	6,764	5.6 x
Mezzanine loans (€)	439	2,962	
Other debt	3	20	
Net debt, excl pensions and shareholder loan	1,446	9,747	8.0 x

Debt by currency



Note: the recent strengthening of the SEK has increased the net debt.
Using the average fx rate (similar for EBITDA) would reduce net debt to c. 9,500 (7,8x EBITDA)

Fx rates; USD 6.74 and Euro 9.20

Based on EBITDA excl non-rec. of SEK 1,213 m

Agenda

1. Perstorp in short
2. First 12 months achievements
3. Financial Performance
4. Way forward
5. Q&A



The way forward

Continue to execute on decided strategy

- ➔ Enhance leading positions by investing in niche market segments and capitalize on end-market growth drivers
- ➔ Focus on continued innovation and niche product development
- ➔ Optimize and leverage our integrated production platform
- ➔ Expand product portfolio through selective capex

Implementation of new business and operating model

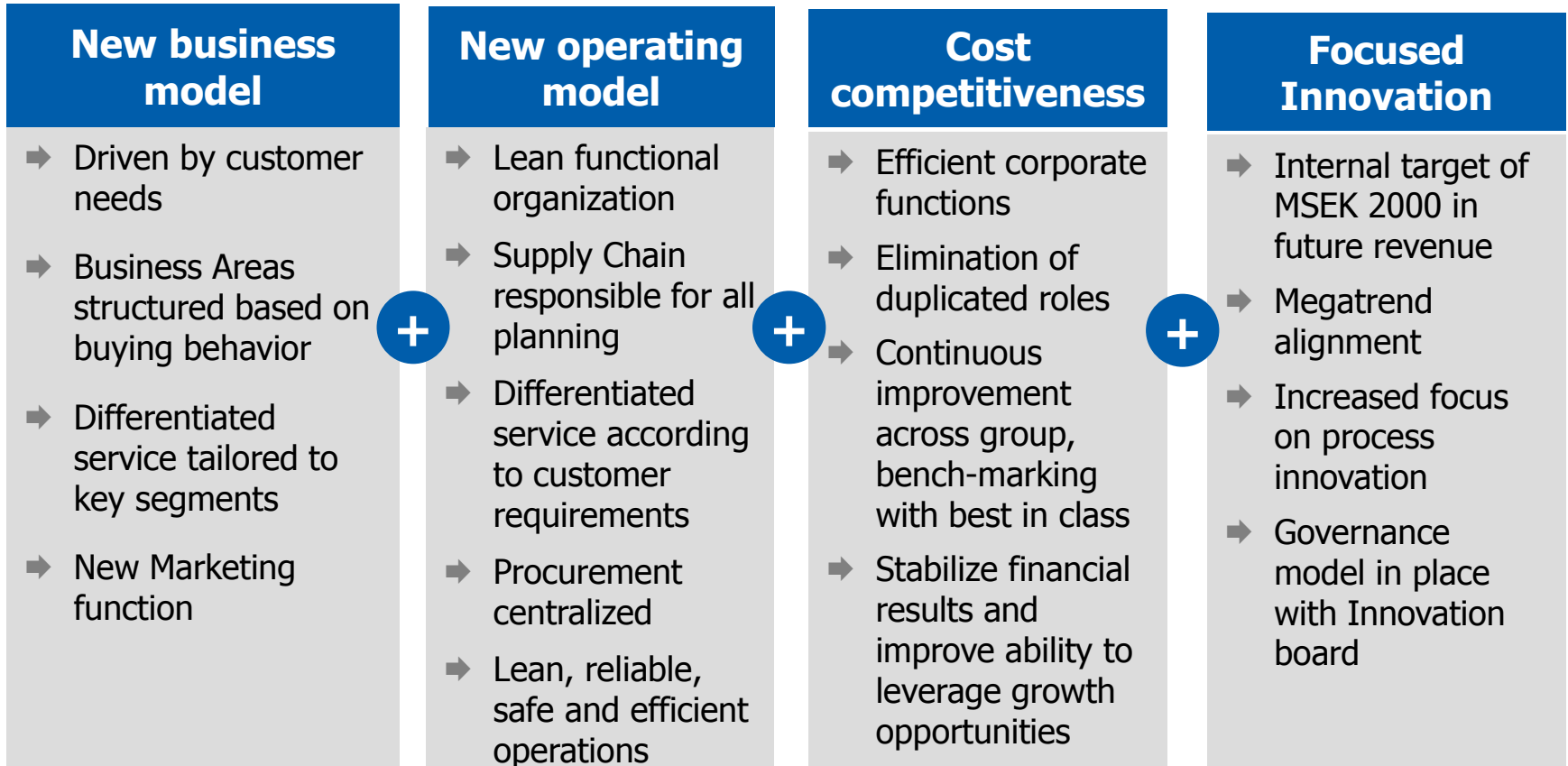
- ➔ Market driven new business and operating model
- ➔ New functional organization to achieve benchmark efficiencies and cost competitiveness
- ➔ New management team

2014 onwards - top priorities

- ➔ Margin management
- ➔ Implementing transformation program, from Good to Great
- ➔ Driving a performance culture
- ➔ Strengthening our position in key products
(Emoltene™ 100, Capa™, TMP/Neo, Penta)



Ensure true customer focus & achieve our strategic goals



The new Perstorp way-of-working

Examples from our strategic innovation pipeline

➔ **Prophorce SR - Acid esters for feed**

- ➔ Promotes animal health, which is both ethical and economical through faster growth and a more efficient feed intake
- ➔ From the basic growth promoter market it is possible to expand into higher volume markets like nutritional solutions
- ➔ Makes Perstorp well positioned to introduce other short acids, like valeric acid and propionic acid to these markets and also for upstream integration

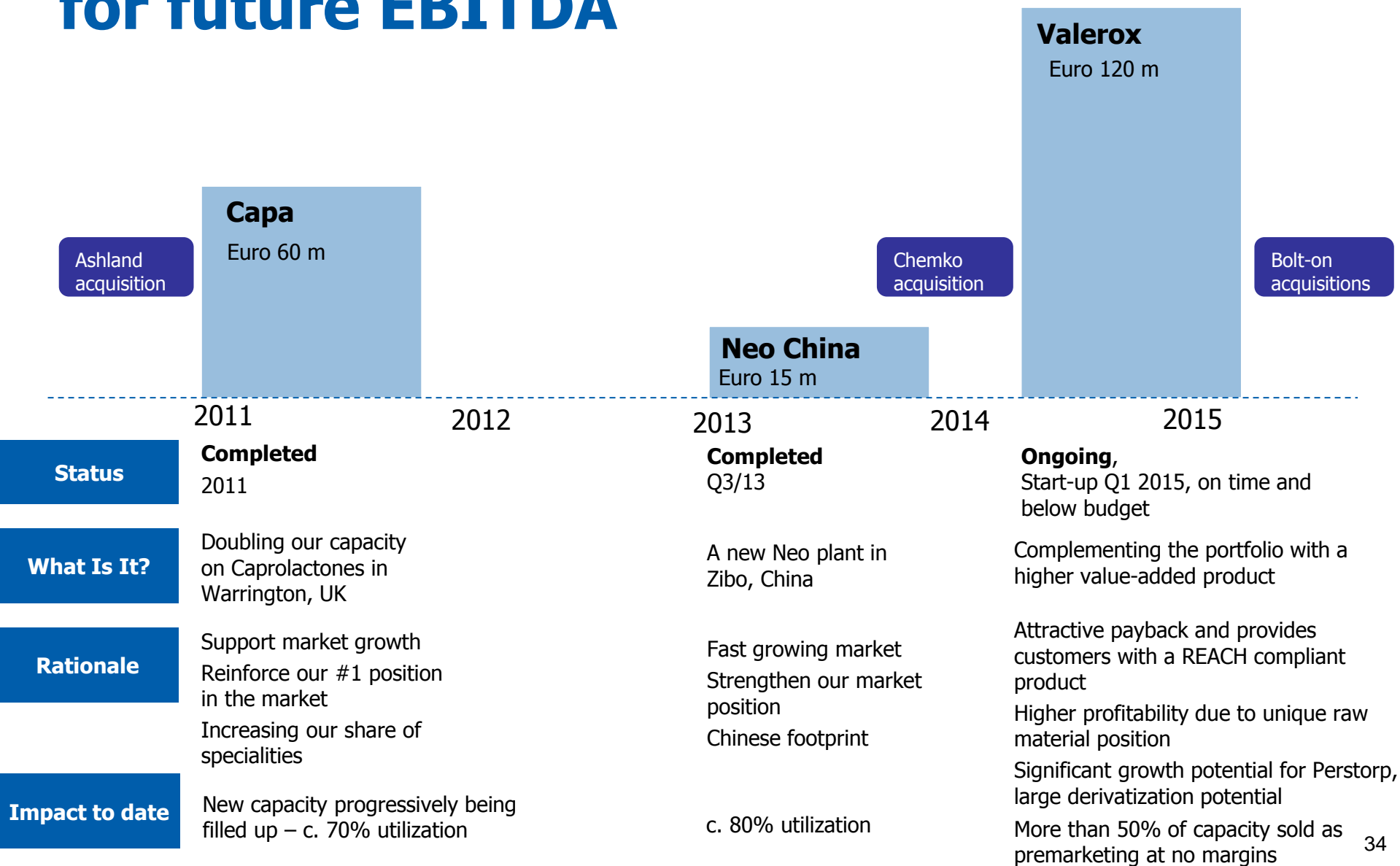
➔ **Bioplastics**

- ➔ Niche plastics with a market size of some 100 kt, that fits Perstorp strategy
- ➔ Strong growth of >10%, where the market is looking for new solutions
- ➔ Perstorp's global sales force can support local solutions
- ➔ The Capa technology has a clear edge in biodegradable plastics

We have invested for the future – now we are entering the payback period

- ➔ In the period from 2010 to early 2015 we will have invested around SEK 1,500 m in new capacities and small bolt-on acquisitions, with the biggest capex project, Valerox, to come on stream in Q1 2015
- ➔ Generally improving market conditions and our focus on GDP+ segments in combination with our new capacities will lift the financial performance in the years to come
- ➔ Geographic expansion in selected product lines
- ➔ Increased focus on our speciality portfolio

Strategic projects will be key drivers for future EBITDA



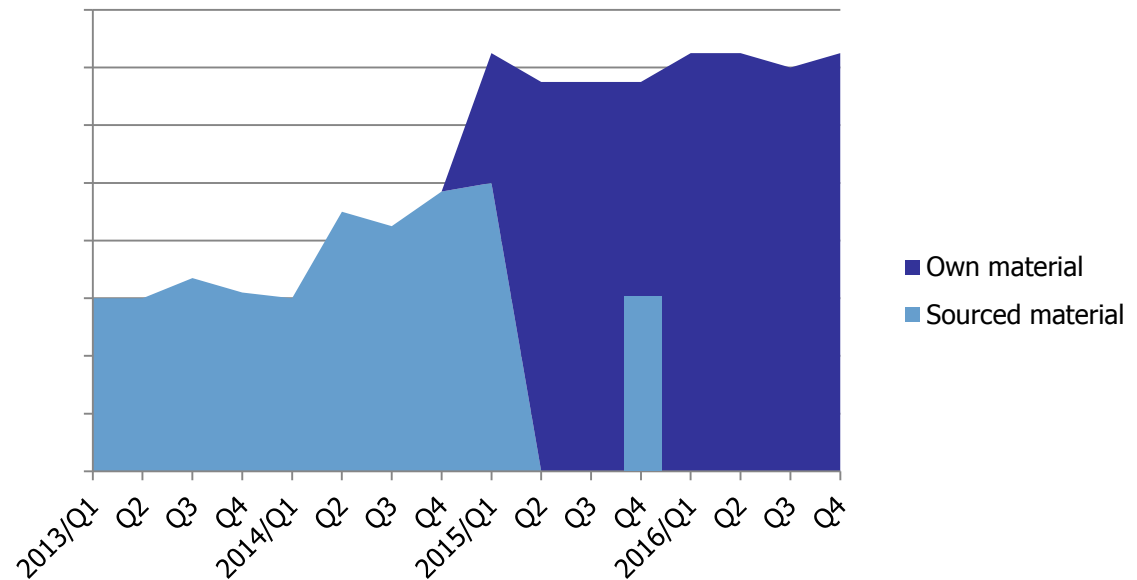
Valerox overview

Volumes

Sourced material vs own material

- Start-up scheduled for Q1/2014
- Own produced volumes to be ramped-up during 2014
- Multi week shutdown scheduled for Q3/2015

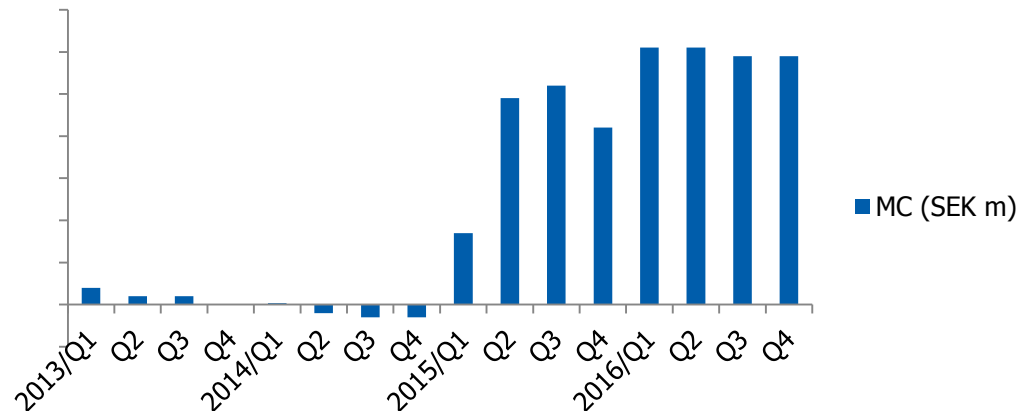
Volumes kMt per Q



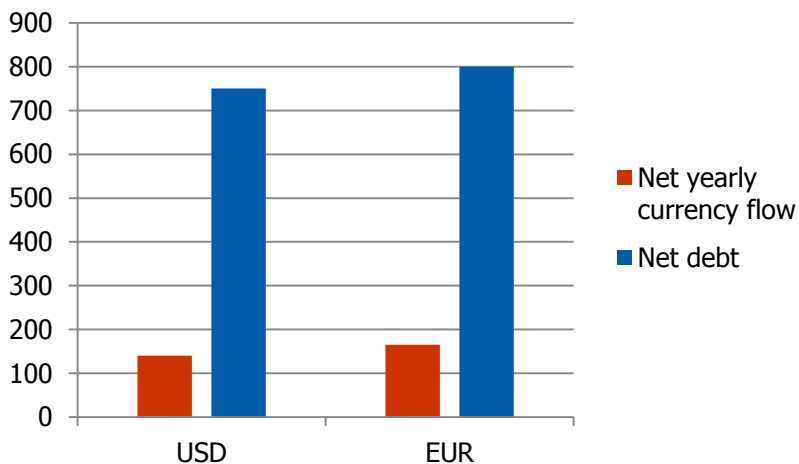
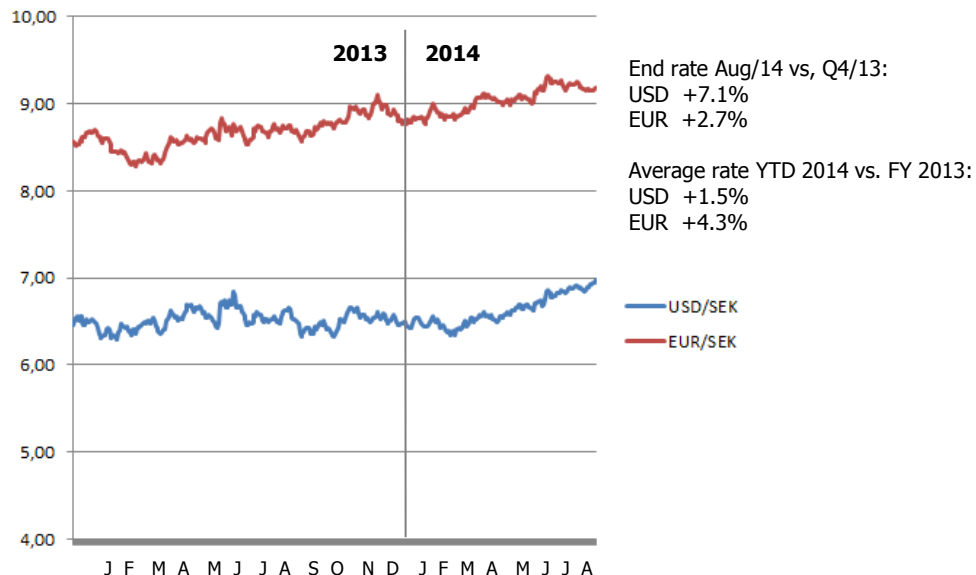
Profitability

MC generation (indicative)

- Pre-marketing volumes sold at low margins due to high sourcing cost
- Own Valeraldehyde will reduce costs significantly
- Plasticizer market assumed to improve driven by S/D 2015 and onwards



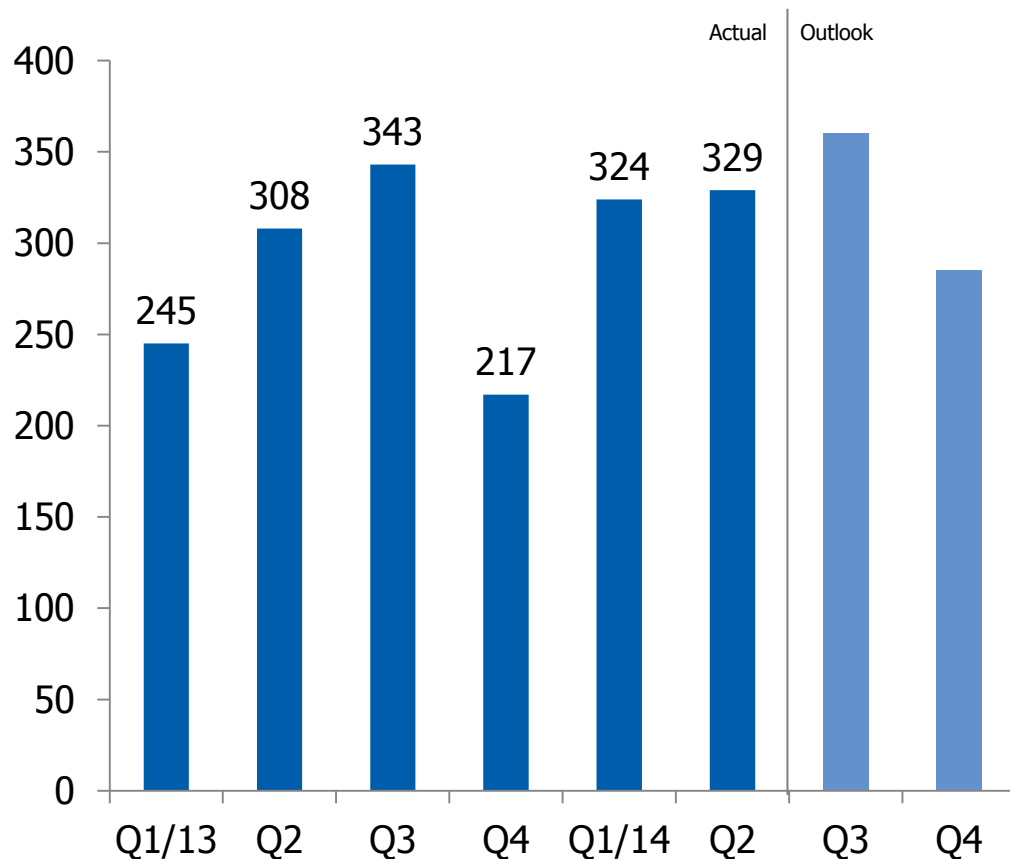
Fx impact



Comments

- ➔ The Swedish krona has weakened during 2014, which has a positive effect on earnings but a negative effect on net debt
- ➔ A 1% weaker SEK will have a positive effect on EBITDA on a yearly basis of:
 - USD/SEK = c. 9 m
 - EUR/SEK = c. 14 m
- ➔ The corresponding effect on Net debt:
 - USD/SEK = c. 50 m
 - EUR/SEK = c. 70 m

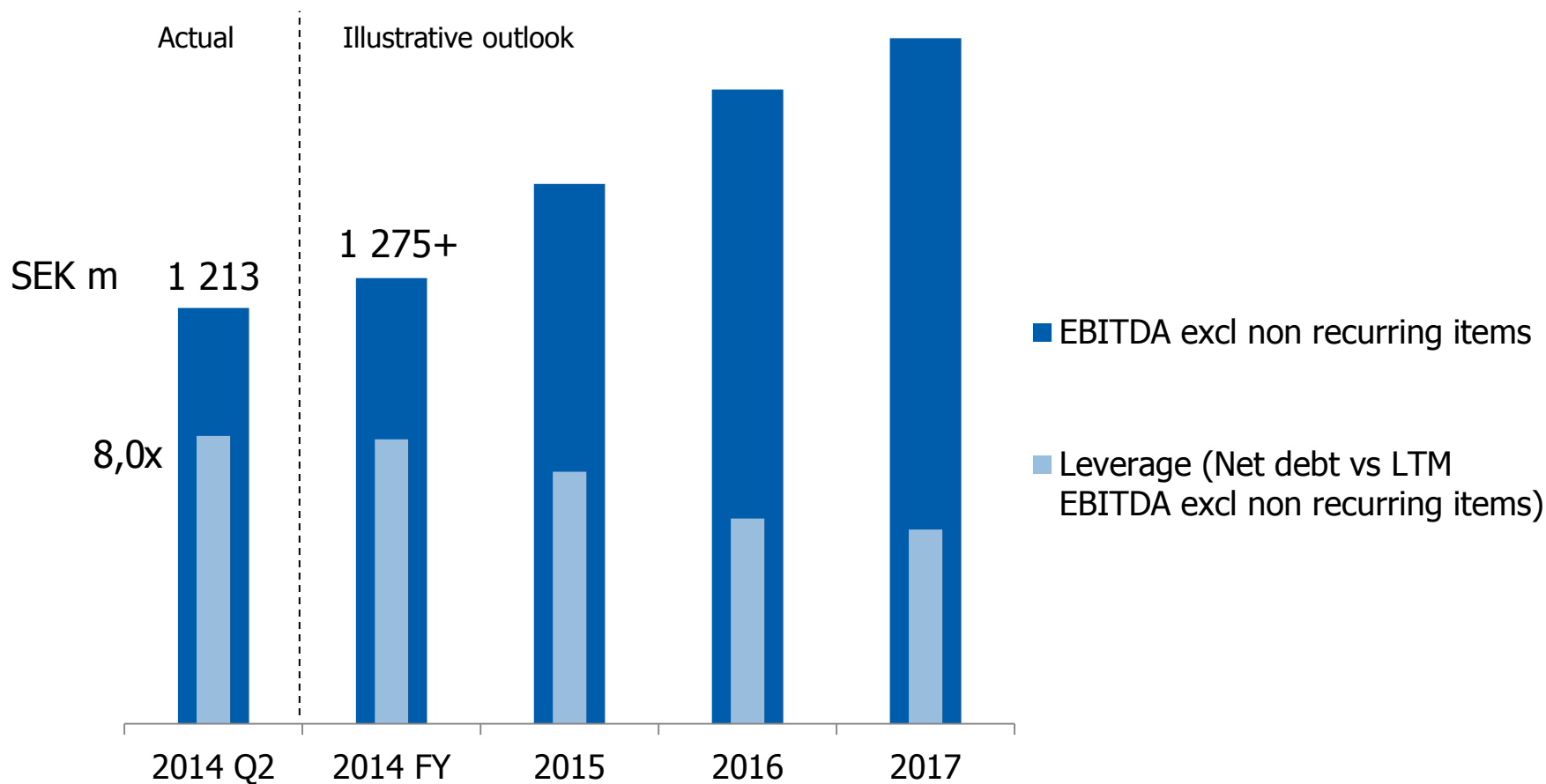
Outlook EBITDA



Comments

- ➔ Quarter on quarter performance have improved since end of 2012
- ➔ We expect that the trend will continue and that Q3/14 and Q4/14 will be stronger than respective quarter in 2013
- ➔ Forward looking assumption based on no dramatic change in market sentiment or Fx-markets

Financial performance and leverage

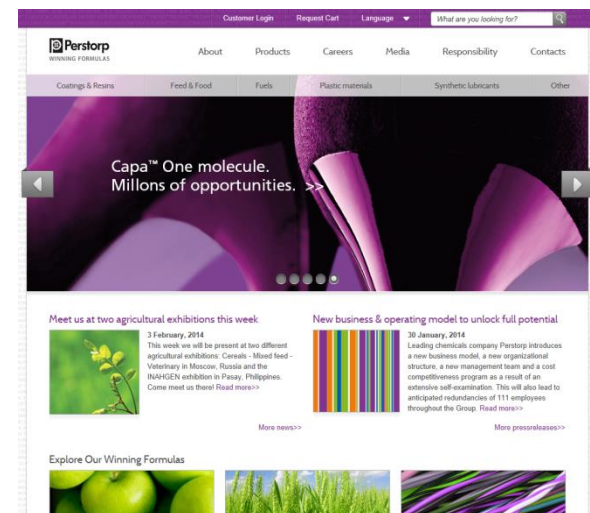


Financial calendar

Perstorp's financial information comprises interim reports, an end-of-year financial statement and an Annual & Social Responsibility Report. In H2 2014/ H1 2015 the financial information will be released as follows:

Release date	Report
6 November, 2014	Interim Report 1 January - 30 September, 2014
3 March, 2015	Year-end Report 2014
30 April, 2015	Annual & Social Responsibility Report 2014
15 May, 2015	Interim Report 1 January - 31 March, 2015

➔ More IR info on perstorp.com





Perstorp
creates your world for a
more sustainable future

Q&A